



OTTO HPS VAC

Inactivated vaccine against Hydropericardium Syndrome & Inclusion Body Hepatitis (IBH)

INTRODUCTION

Hydropericardium Syndrome (HPS) or Hydro Pericardium Hepatitis is a common problem of modern commercial poultry farming in Pakistan. Fowl Adeno Virus (FAdV) subtypes are the most common cause of Hydro Pericardium Syndrome (HPS), Hydro Pericardium Hepatopathy Syndrome (HHS), Hydro Pericardium Hepatitis Syndrome (HHS), Inclusion Body Hepatitis (IBH) and Egg Drop Syndrome (EDS). The disease is characterized by sudden onset of death, accumulation of straw color fluid in hydro pericardium, severe pleural ascites with fibrinous air vasculitis, pale and highly fragile spotted liver. Its mortality rate ranges from 30% to 70% in broilers and significant drop in egg production in breeders and layers. FAdV spread both horizontally by droppings and vertically through progeny. OTTO HPS VAC is a research product prepared from local isolates of fowl adeno virus intended to induce protection against Hydropericardium Syndrome, Inclusion Body Hepatitis and Egg Drop Syndrome. <https://doi.org/10.4236/ajmb.2020.103016>

COMPOSITION

OTTO HPS VAC contains three indigenous isolates of fowl adeno virus, preservative and oil excipient.

INDICATION

OTTO HPS VAC is used for prophylaxis against Hydro-pericardium Syndrome (HPS), Hydro-pericardium Hepatopathy Syndrome (HHS), Hydro-pericardium Hepatitis Syndrome (HHS), Inclusion Body Hepatitis (IBH) and Egg Drop Syndrome (EDS) in broiler and layer poultry.

ADMINISTRATION AND DOSAGE

1.0 ml/bird in broiler and 0.3ml/bird in layer pullets and breeder subcutaneous (S/C)

Immunization program

Broiler: 6 day of age. In breeder and layer: Priming- 16 day of age
2nd Booster - 6-8 week of age. 2nd Booster - 18th week of age

The immunization schedule can be adjusted according to the challenge area with the consultation of a veterinary doctor.

PROPERTIES

OTTO HPS VAC is registered with health authorities (DRAP) under Drugs Act. It is prepared from well characterized indigenous isolates of Fowl Adeno viruses. The manufacturing processes are carried out in a state-of-the-art highly sterile area by highly qualified and experienced personnel which ensures safety, sterility and potency of the vaccine. Complete quality control is adopted for safe delivery of the vaccine.

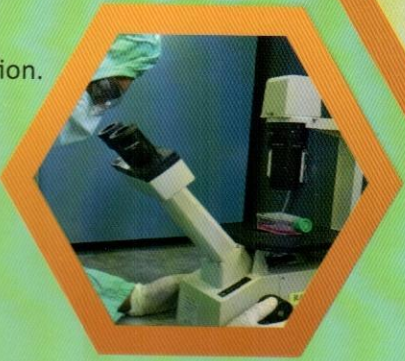
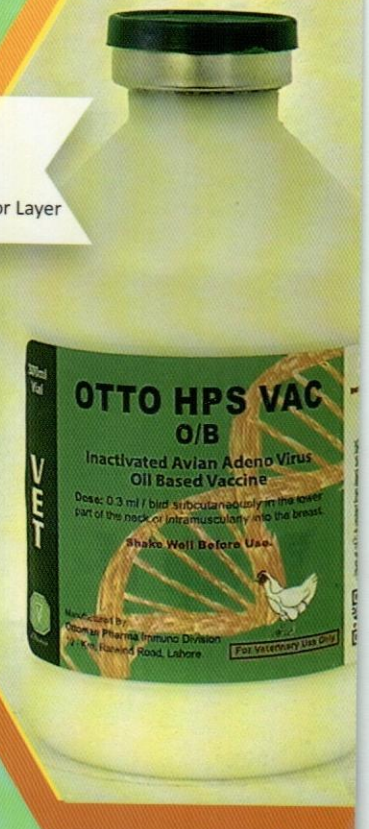
PRECAUTIONS

In case of accidental prick to vaccinator, consult doctor immediately. Administer subcutaneously under lower part of the neck. Use clean syringes with natural rubber base pistons. Allow the vaccine to reach room temperature before use. Store the vaccine between 2-8°C in refrigerator. Do not freeze. Protect from direct sunlight. Avoid intravenous (I/V) injection. Shake well before use.



Presentation:

Bottle of 300ml
1500 doses for Broiler
1000 doses for Breeder or Layer



OTTO HPS VAC O/B
Inactivated oil-based vaccine against HPS + IBH

OTTO HPS VAC
Inactivated aqueous-based vaccine against HPS + IBH

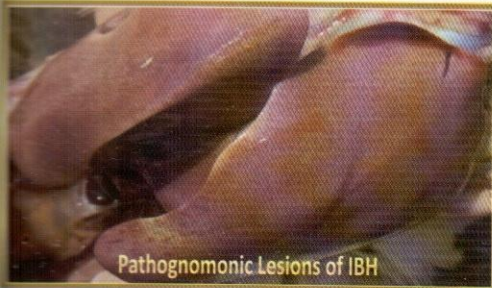
Ottoman Pharma
(Immuno Division)

10-Km, Raiwind Road, Lahore.

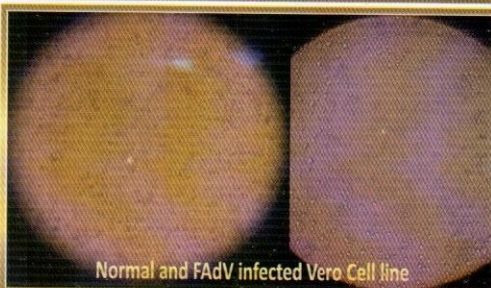
+92 42 5321427-28
+92 315 9007767-69

www.ottomanpharma.com

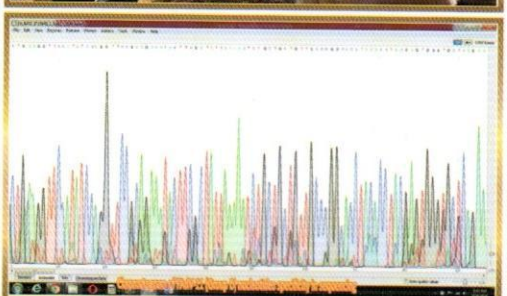
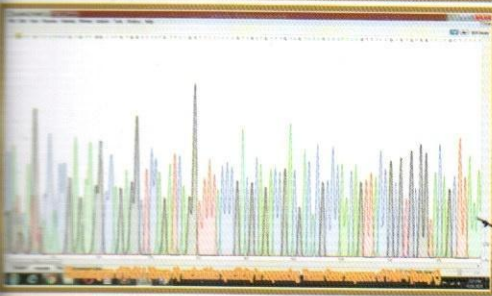




Pathognomonic Lesions of IBH



Normal and FAdV infected Vero Cell line



FAdV MASTER SHEET

Sample #	Isolates	Date	Farm	Breed	Sequencing (bp)	Isolate Accession #	Gene bank Accession #	% Similarity	Genotype
1	FAdV.CK.Ottoman/Pak.DM1.20	20-2-19	Lahore	Broiler	1219	MN861105	MK575871.1	27%	FAdV1
2	FAdV.CK.Ottoman/Pak.DM2.20	23-5-19	Lahore	Breeder	900	MN861104	MK572871.1	45%	FAdV4
3	FAdV.CK.Ottoman/Pak.DM3.20	8-4-19	Lahore	Broiler	900	MN861103	MH151202.1	99%	FAdV4
4	FAdV.CK.Ottoman/Pak.DM4.20	11-3-20	Lahore	Broiler	900	MN861102	MK875248.1	95%	FAdV4
5	FAdV.CK.Ottoman/Pak.DM5.20	2-5-19	Maanga	Broiler	1319	MN861101	MH379252.1	99%	FAdV11
6	FAdV.CK.Ottoman/Pak.DM6.20	24-10-19	Gujrat	Broiler	1319	MN861100	MG029114.1	99%	FAdV11
7	FAdV.CK.Ottoman/Pak.DM7.20	24-4-20	Gujranwala	Breeder	1319	MN861099	MH379254.1	98%	FAdV11
8	FAdV.CK.Ottoman/Pak.DM8.20	15-5-20	Sahiwal	Broiler	1319	MN861098	MH379251.1	98%	FAdV11
9	FAdV.CK.Ottoman/Pak.DM9.20	22-6-19	Sheikhupura	Breeder	1319	MN861097	MK572871.1	99%	FAdV11
10	FAdV.CK.Ottoman/Pak.DM10.20	18-7-19	Pattoki	Broiler	1319	MN861096	MH379251.1	99%	FAdV11
11	FAdV.CK.Ottoman/Pak.DM11.20	18-2-20	Karachi	Breeder	1319	MN861095	MH379252.1	99%	FAdV11
12	FAdV.CK.Ottoman/Pak.DM12.20	30-7-19	Rawalpindi	Broiler	1319	MN861094	MK572871.1	98%	FAdV11
13	FAdV.CK.Ottoman/Pak.DM13.20	26-7-19	Rawalpindi	Broiler	1319	MN861093	MK572871.1	99%	FAdV11
14	FAdV.CK.Ottoman/Pak.DM14.20	14-3-20	Karachi	Broiler	1319	MN861092	MK572871.1	99%	FAdV11

```

##Assembly-Data-START##
Sequencing Technology :: Sanger dideoxy sequencing
##Assembly-Data-END##
FEATURES
source
    1..845
    /organism="Fowl adenovirus C"
    /mol_type="genomic DNA"
    /strain="4"
    /host="chicken"
    /bio_material="Liver"
    /db_xref="taxon:198063"
    /clone="None"
    /country="Pakistan"
    /collection_date="2-Feb-20"
    /group="FAdV-C"
    /note="extrachromosomal"
CDS
    <18..291
    /codon_start=1
    /product="HEXON PROTEIN"
    /translations="SAPTPSKPTRRRATACGTTSMATVGSMTMGRPISTRES+TE
    GRPSSPTAERLLTRLLPSPCLTTGRRRHGRTCPVPVSCPTSIPTR"
    
```

NCBI Conserved Domain Search

Conserved Domains

Conserved domains on [tc1|seqsig_ATGTC_66efa2cad7bb2ecb245b4f1d55ab7487]

Local query sequence

Adeno_hexon

Name: Adeno_hexon superfamily domain

Accession: PF00056

Description: Hexon, adenovirus major coat protein, N-terminal domain; Hexon is the major coat protein from ...

Interval: 16-836

E-value: 2.70e-112

Help | Disclaimer | Write to the Help Desk
NCBI | NLM | NIH

